




Theresa Fyffe

Pushing out the Boundaries









Choices and Challenges

- Nurses and Midwives have a significant contribution to health services research.
- Great potential of nurses and midwives have not been recognised.
- Route map direction of travel



Practice Development

- Pivotal to the development and promotion of clinical excellence
- Choices and Challenges set out to push at 'closed doors'
- 'Outward Looking' collaborations and alliances



Friday Time Out

